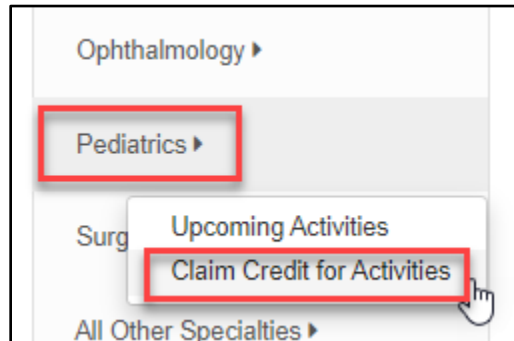
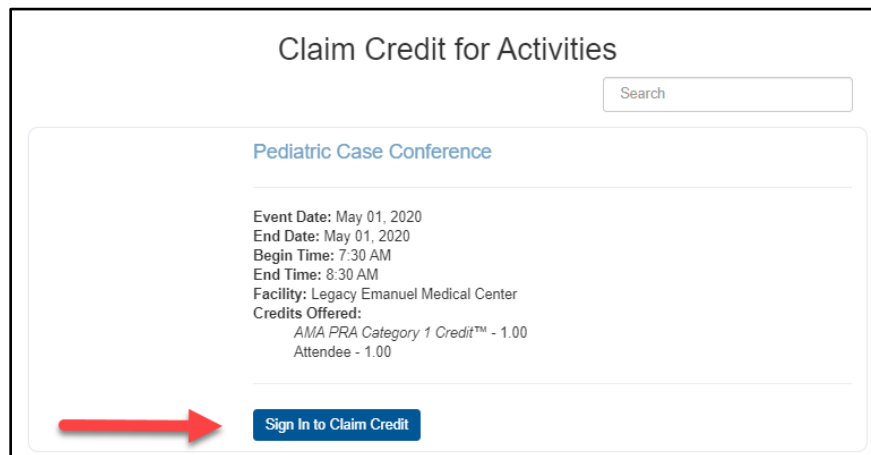


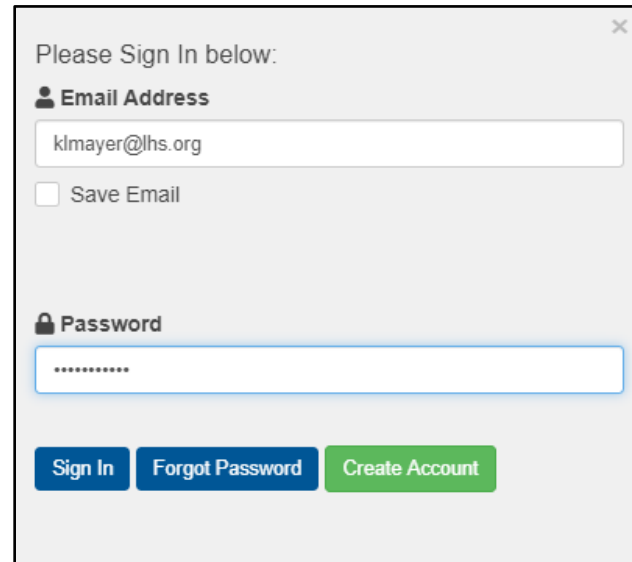
1. Visit the **CME Portal** <https://cmetracker.net/LHS> and locate the activity you attended by Specialty on the navigation menu. *Ex: Pediatrics* → *Claim Credit for Activities*



2. Activities are listed in ascending order. You can use the **Search** field to Filter by Keyword. When you have located your event, click the **“Sign In to Claim Credit”** button to access the Sign-In window.



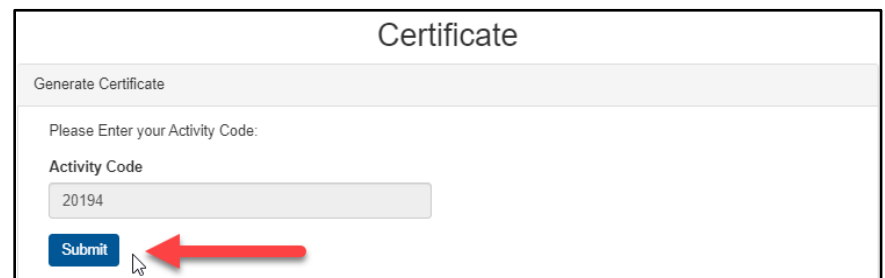
3. Sign-in to an Existing Account or Create a New Account.



4. When Sign In is confirmed, click **“Continue”**.



5. Click **“Submit”** to confirm the pre-set Activity Code.



Note: You may be directed to a **Survey Monkey evaluation**. If prompted, please complete the evaluation and click **“Submit and Claim Credit”** to return to the CME Portal.

- On the **Certificate Preparation** page, enter the appropriate credit amount and click **“Submit”**.

Certificate

Credit Type Information

CME Attendance and Credit Attestation: Participation time and partial participation time accrue in 0.25 increments: 0.25 = 15 min.; 0.50 = 30 min.; 0.75 = 45 min.; 1.0 = 60 min.

Certificate Preparation ?

Pediatric Case Conference

Learners should claim only the credit commensurate with the extent of their participation in the activity.

Credit type and the number of credits available: Attendee : 1.00

Indicate the number of credits you wish to claim for attending this activity: *





- On the **Certificate** page, your Certificate of Credit is displayed. Click the **“Print Certificate”** button to print or download a copy to your desktop. You can also access the certificate later in the **“Transcript/Credit History”** area.

Certificate

Certificate

Thank you for participating in an educational activity provided by Legacy Health. For your records, you may print/download this certificate by clicking the button below. Use the navigation menu to claim more CME credit, view upcoming events, or access transcript/credit history. When finished, please sign-out/close the browser.






Certificate of Credit

Legacy Health certifies that Kimberly Mayer has participated in this Live activity titled Pediatric Case Conference, RCH Pediatric Case Conference, on May 01, 2020 Legacy Emanuel Medical Center, Portland, OR. This activity was designated for 1.00 *AMA PRA Category 1 Credit(s)*[™].

Credit type and the number of credits awarded: Attendee 1.00

Legacy Health is accredited by the Oregon Medical Association to provide continuing medical education for physicians.



Ellen Duplain, MD
 Committee Chair
 Continuing Medical Education

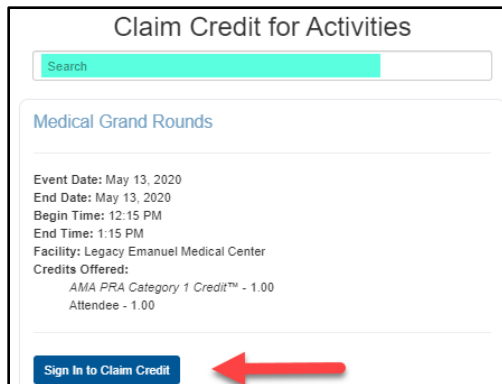
- Use the navigation menu to access **“My Profile”** or view future events.
- To claim credit for another activity, use the navigation as before, selecting by *Specialty* → *Claim Credit for Activities*.
- When finished, please sign out/exit the browser.
- For further assistance, contact CMERequests@lhs.org or 503-413-3401.

1. Scan the QR Code™ with your phone or tablet's camera and select the link to open the URL. On the **CME Portal** page locate the event you attended by Specialty using the **navigation menu** icon. *Ex: Internal Medicine → Claim Credit for Activities.*

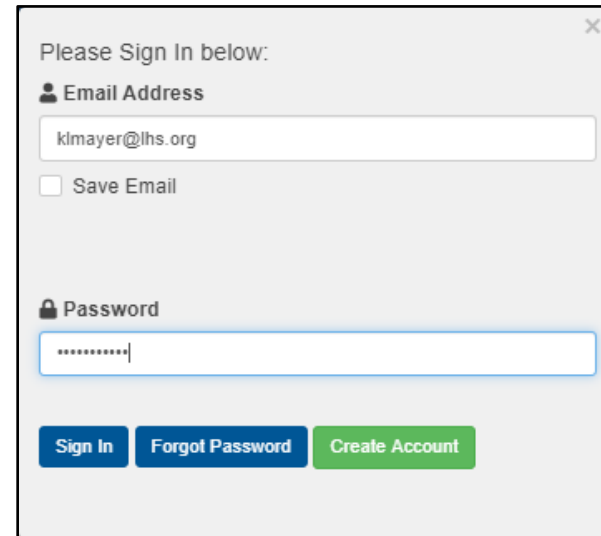


Unable to use the code? Please visit <https://cmetracker.net/LHS>


2. Activities are listed in ascending order. You can use the **Search field** to Filter by Keyword. Locate your event and select **“Sign In to Claim Credit”** to access the Sign-In window.



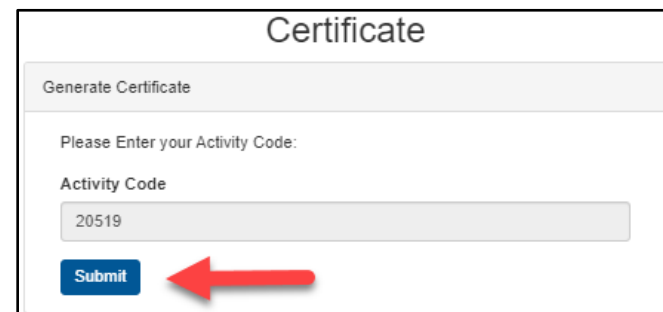
3. Sign-in to an Existing Account or Create a New Account.



4. When Sign In is confirmed, click **“Continue”**.

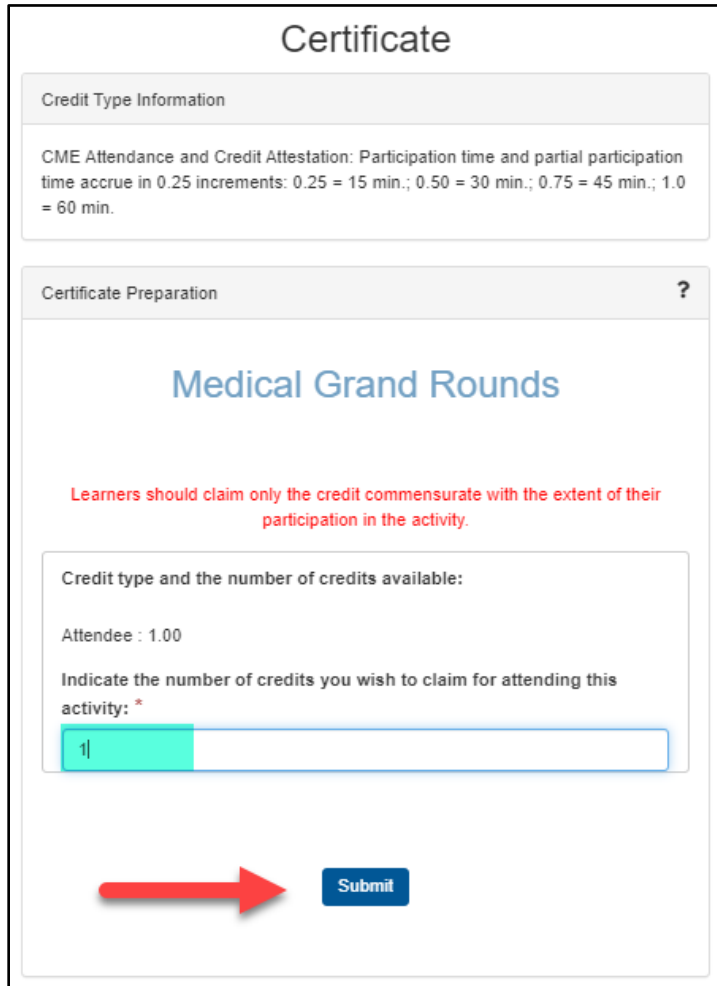


5. Click **“Submit”** to confirm the pre-set Activity Code.

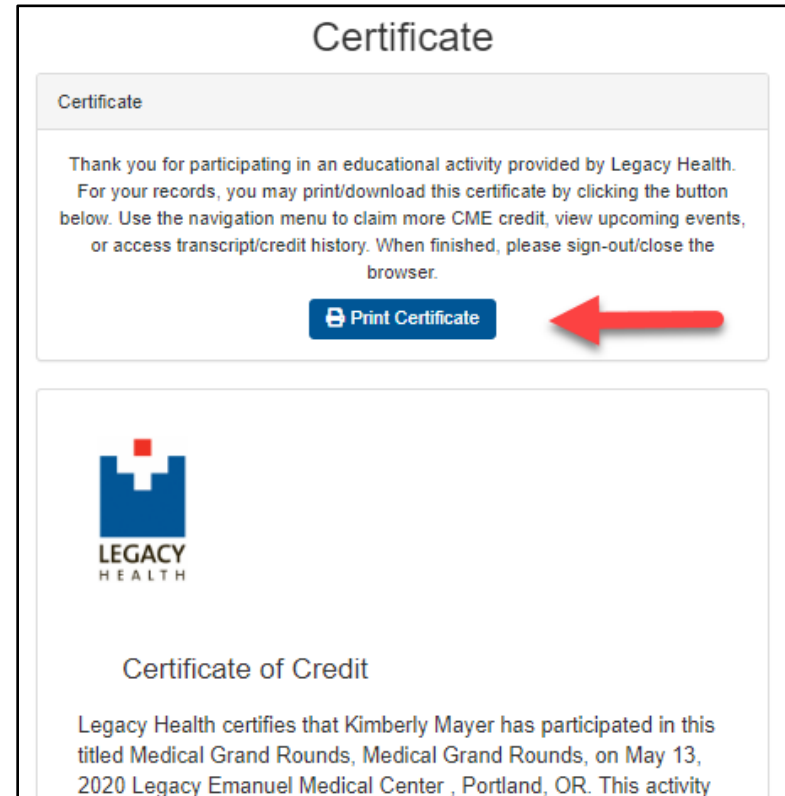


Note: You may be directed to a **Survey Monkey evaluation**. If prompted, please complete the evaluation and click **“Submit and Claim Credit”** to return to the CME Portal.

6. On the **Certificate Preparation** page, enter the appropriate credit amount and select **“Submit”**.



7. On the **Certificate** page, your Certificate of Credit is displayed. Select the **“Print Certificate”** button to print or download a copy to your device. You can also access the certificate later in the **“Transcript/Credit History”** area.



- Use the navigation icon to access **“My Profile”** or view future events.
- To claim credit for another activity, use the navigation icon as before, selecting by *Specialty* → *Claim Credit for Activities*.
- When finished, please sign out/exit the browser.
- For further assistance, contact CMERequests@lhs.org or 503-413-3401.