

Self-Selecting Fluoroscopy or Sedation exam

To log in to the system, you will need to have established your personal password. Log into <https://mypassword.lhs.org> to do so.


From outside of Legacy, click the link <https://eplus.lhs.org> or paste into browser.
or

From the MyLegacy Intranet Homepage, select the E+ link

Select the “Browse for Training” link



In the top-right search box, type “Medical Staff Services” and click “Enter”

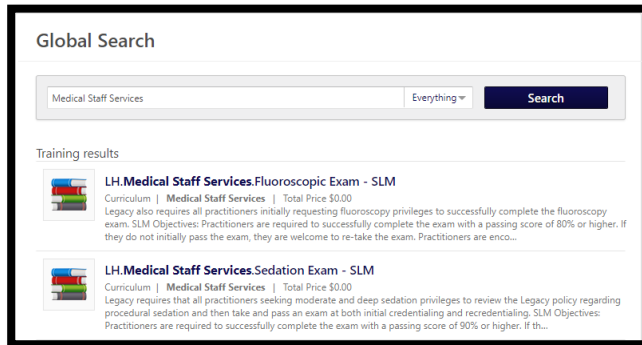


From the results which return, select either:

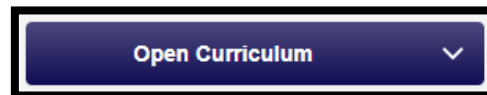
LH.Medical Staff Services.Fluoroscopic Exam - SLM

OR

LH.Medical Staff Services.Sedation Exam – SLM

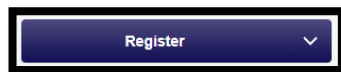


Once selected, click the “Open Curriculum” button



Note* if you are re-taking a previously completed exam to satisfy annual requirements, you may have to

click “Register”



and then “Request”



in order to get to the “Open Curriculum” button.

It is required you Launch the training portion of the exam to access the test.



Once you have utilized the training to your satisfaction, click “Mark Complete”



You may then click the “Launch” button to access the test.

You may re-take the test and review the training at your convenience.

To re-visit material, Select “Launch” from the drop-down

