

Summary balance sheets (in 000s)

As of March 31, 2017

Assets	2017	2016	2015
Current assets	441,027	433,157	479,584
Investments	976,142	755,183	760,241
Property, plant and equipment, net	836,433	781,840	764,279
Other assets	197,303	94,089	74,532
Total assets	2,450,905	\$2,064,269	\$2,078,636
Liabilities			
Current liabilities	280,833	222,176	225,589
Long-term debt (less current portion)	589,164	406,097	429,946
Other liabilities and minority interest	191,824	205,141	246,656
Net assets			
Unrestricted	1,324,150	1,151,645	1,124,504
Temporarily restricted	49,098	63,573	36,601
Permanently restricted	15,836	15,637	15,340
Total liabilities and net assets	\$2,450,905	\$2,064,269	\$2,078,636

Summary statement of revenues and expenses (in 000s)

As of March 31, 2017

Operating revenue	2017	2016	2015
Net operating revenue	1,965,592	1,780,737	1,658,765
Operating expenses			
Wages and benefits	1,138,295	1,014,361	904,996
Supplies	305,178	275,405	240,967
Depreciation and interest	120,700	112,207	116,057
Other expenses	344,981	289,737	275,321
Total operating expense	\$1,909,154	\$1,691,710	\$1,537,341
Income (loss) from operations	56,438	89,027	121,424
Net nonoperating gains (losses)	69,534	(17,899)	35,069
Revenues (less than) in excess of expenses	\$125,972	\$71,128	\$156,493

Key operating indicators

For Fiscal Year 2017* Legacy Health

Average available beds	1,254
Patient days	297,537
Average daily census	815
Discharges	62,798
Adjusted ¹ discharges	115,117
Average length of stay (days)	4.7

*April 1, 2016–March 31, 2017

¹"Adjusted" is a formula that combines inpatients and outpatients

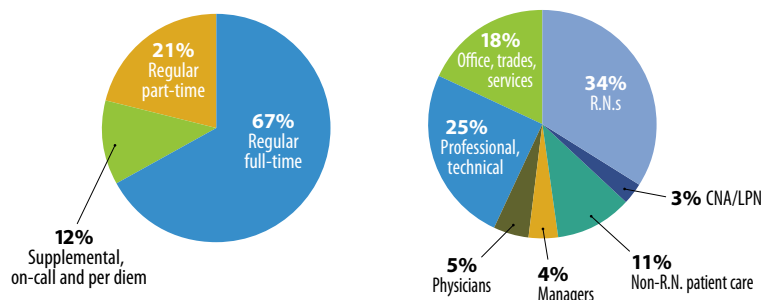
Workforce statistics

For Fiscal Year 2017*

Average number of employees = 12,500

Average age = 43 years

Average length of service = 7.4 years

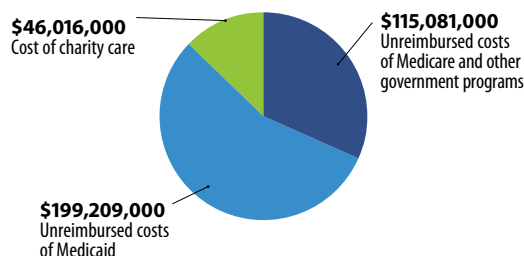


**Total community benefit:
\$383,166,000**

Services for people in need

Total \$360,306,000

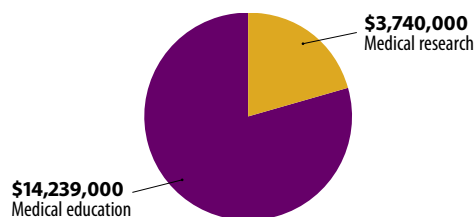
The unreimbursed costs of providing service to Medicare and Medicaid beneficiaries and those who cannot afford health care or are uninsured or underinsured, referred to as “charity care” in the chart



Medical education and research

Total \$17,979,000

The cost of research studies in excess of payments received from grants and other sources, and the unpaid cost of training medical residents, nursing students and students in allied health professions



Benefits to the community

Total \$4,881,000

- Community health services: classes, health education, health screenings, resource centers and support groups
- Community benefit activities: activities that develop community health programs and partnerships
- Donations to charitable organizations: supporting health and human services, civic and community causes, and economic development efforts
- Community Health Fund contributions: from Legacy’s \$10 million fund dedicated to major health initiatives

