

## Summary balance sheets (in 000s)

As of March 31, 2016

Assets	2016	2015	2014
Current assets	433,157	479,584	381,128
Investments	755,183	760,241	699,026
Property, plant and equipment, net	781,840	764,279	778,742
Other assets	94,089	74,532	67,725
<b>Total assets</b>	<b>\$2,064,269</b>	<b>\$2,078,636</b>	<b>\$1,926,621</b>
<b>Liabilities</b>			
Current liabilities	222,176	225,589	191,625
Long-term debt (less current portion)	406,097	429,946	460,680
Other liabilities and minority interest	205,141	246,656	158,309
<b>Net assets</b>			
Unrestricted	1,151,645	1,124,504	1,068,063
Temporarily restricted	63,573	36,601	32,828
Permanently restricted	15,637	15,340	15,116
<b>Total liabilities and net assets</b>	<b>\$2,064,269</b>	<b>\$2,078,636</b>	<b>\$1,847,679</b>

## Summary statement of revenues and expenses (in 000s)

As of March 31, 2016

Operating revenue	2016	2015	2014
Net operating revenue	1,780,737	1,658,765	1,485,120
<b>Operating expenses</b>			
Wages and benefits	1,014,361	904,996	831,404
Supplies	275,405	240,967	226,997
Depreciation and interest	112,207	116,057	117,553
Other expenses	289,737	275,321	259,056
<b>Total operating expense</b>	<b>\$1,691,710</b>	<b>\$1,537,341</b>	<b>\$1,435,010</b>
Income (loss) from operations	89,027	121,424	50,110
Net nonoperating gains (losses) (primarily investment income)	(17,899)	35,069	44,893
<b>Revenues (less than) in excess of expenses</b>	<b>\$71,128</b>	<b>\$156,493</b>	<b>\$95,003</b>

## Key operating indicators

For Fiscal Year 2016\* Legacy Health

Average available beds	1,093
Patient days	274,338
Average daily census	750
Discharges	59,308
Adjusted <sup>1</sup> discharges	106,274
Average length of stay (days)	4.6

\*April 1, 2015–March 31, 2016

<sup>1</sup>"Adjusted" is a formula that combines inpatients and outpatients

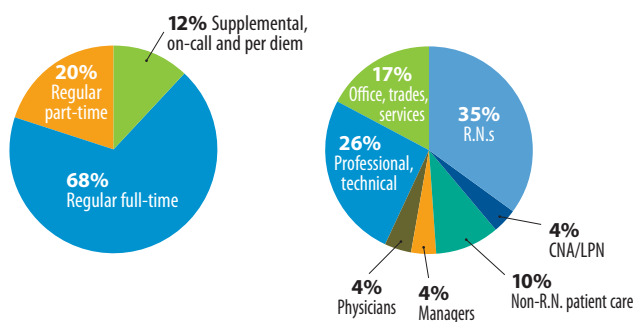
## Workforce statistics

For Fiscal Year 2016\*

Average number of employees = 11,283

Average age = 43 years

Average length of service = 7.8 years

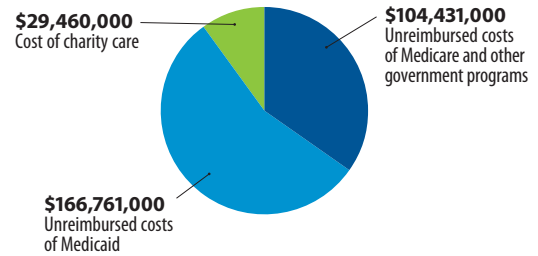


**Total community benefit:  
\$320,119,000**

**Services for people in need**

Total \$300,652,000

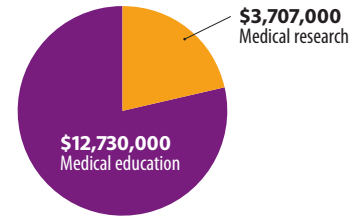
The unreimbursed costs of providing service to Medicare and Medicaid beneficiaries and those who cannot afford health care or are uninsured or underinsured, referred to as “charity care” in the chart



**Medical education and research**

Total \$16,437,000

The cost of research studies in excess of payments received from grants and other sources, and the unpaid cost of training medical residents, nursing students and students in allied health professions



**Benefits to the community**

Total \$3,030,000

- Community health services: classes, health education, health screenings, resource centers and support groups
- Community benefit activities: activities that develop community health programs and partnerships
- Donations to charitable organizations: supporting health and human services, civic and community causes, and economic development efforts
- Community Health Fund contributions: from Legacy’s \$10 million fund dedicated to major health initiatives

