

Summary balance sheets (in 000s)

As of March 31, 2020

Assets	2020	2019	2018
Current assets	551,624	504,529	455,650
Investments	1,004,361	1,079,279	1,024,771
Property, plant and equipment, net	815,660	810,959	840,329
Other assets	363,144	247,118	208,438
Total assets	2,734,789	\$2,641,885	\$2,529,188
Liabilities			
Current liabilities	340,120	301,640	264,528
Long-term debt (less current portion)	529,135	553,531	577,067
Other liabilities and minority interest	331,433	204,892	188,628
Net assets			
Without donor restrictions	1,476,935	1,519,009	1,434,957
With donor restrictions	57,166	62,813	64,008
Total liabilities and net assets	2,734,789	\$2,641,885	\$2,529,188

Summary statement of revenues and expenses (in 000s)

As of March 31, 2020

Operating revenue	2020	2019	2018
Net operating revenue	2,336,543	2,219,368	2,117,870
Operating expenses			
Wages and benefits	1,370,974	1,315,479	1,248,477
Supplies	367,241	334,103	328,045
Depreciation and interest	107,094	115,480	121,403
Other expenses	411,870	394,934	374,947
Total operating expense	\$2,257,179	\$2,159,996	\$2,072,872
Income (loss) from operations	79,364	59,372	44,998
Net nonoperating gains (losses)	(43,166)	44,133	55,179
Revenues (less than) in excess of expenses	\$36,198	\$103,505	\$100,177

Key operating indicators

For Fiscal Year 2020* Legacy Health

Average available beds	1,256
Patient days	316,983
Average daily census	904
Discharges	60,091
Adjusted ¹ discharges	126,112
Average length of stay (days)	5.3

*April 1, 2019–March 31, 2020

¹ "Adjusted" is a formula that combines inpatients and outpatients

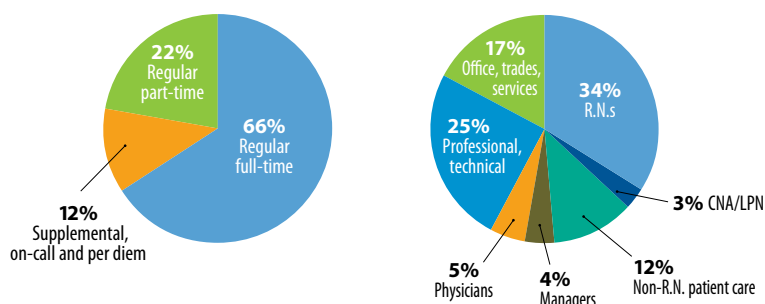
Workforce statistics

For Fiscal Year 2020*

Average number of employees = 13,690

Average age = 43 years

Average length of service = 7.6 years

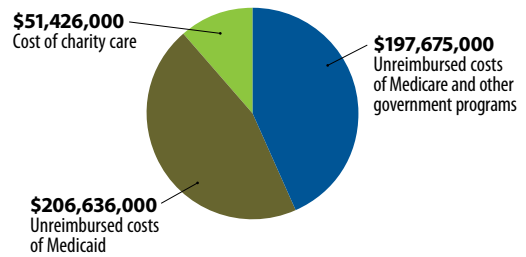


Total community benefit: \$482,986,000

Services for people in need

Total \$455,737,000

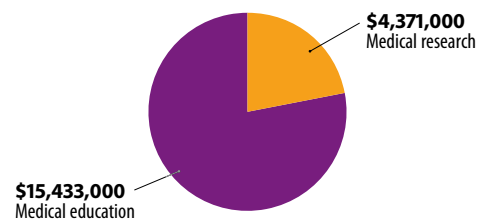
The unreimbursed costs of providing service to Medicare and Medicaid beneficiaries and those who cannot afford health care or are uninsured or underinsured, referred to as “charity care” in the chart



Medical education and research

Total \$19,804,000

The cost of research studies in excess of payments received from grants and other sources, and the unpaid cost of training medical residents, nursing students and students in allied health professions



Benefits to the community

Total \$7,445,000

- Community health services: classes, health education, health screenings, resource centers and support groups
- Donations to charitable organizations: supporting health and human services, civic and community causes, and economic development efforts
- Community Health Fund contributions dedicated to major health initiatives
- Community benefit activities: activities that develop community health programs and partnerships

