

Summary balance sheets (in 000s)

As of March 31, 2018

Assets	2018	2017	2016
Current assets	455,650	441,027	433,157
Investments	1,024,771	976,142	755,183
Property, plant and equipment, net	840,329	836,433	781,840
Other assets	208,438	197,303	94,089
Total assets	2,529,188	2,450,905	\$2,064,269
Liabilities			
Current liabilities	264,528	280,833	222,176
Long-term debt (less current portion)	577,067	589,164	406,097
Other liabilities and minority interest	188,628	191,824	205,141
Net assets			
Unrestricted	1,434,957	1,324,150	1,151,645
Temporarily restricted	47,948	49,098	63,573
Permanently restricted	16,060	15,836	15,637
Total liabilities and net assets	2,529,188	\$2,450,905	\$2,064,269

Summary statement of revenues and expenses (in 000s)

As of March 31, 2018

Operating revenue	2018	2017	2016
Net operating revenue	2,117,870	1,965,592	1,780,737
Operating expenses			
Wages and benefits	1,248,477	1,138,295	1,014,361
Supplies	328,045	305,178	275,405
Depreciation and interest	121,403	120,700	112,207
Other expenses	374,947	344,981	289,737
Total operating expense	2,072,872	\$1,909,154	\$1,691,710
Income (loss) from operations	44,998	56,438	89,027
Net nonoperating gains (losses)	55,179	69,534	(17,899)
Revenues (less than) in excess of expenses	100,177	\$125,972	\$71,128

Key operating indicators

For Fiscal Year 2018* Legacy Health

Average available beds	1,236
Patient days	315,073
Average daily census	873
Discharges	64,280
Adjusted ¹ discharges	122,602
Average length of stay (days)	4.9

*April 1, 2017–March 31, 2018

¹"Adjusted" is a formula that combines inpatients and outpatients

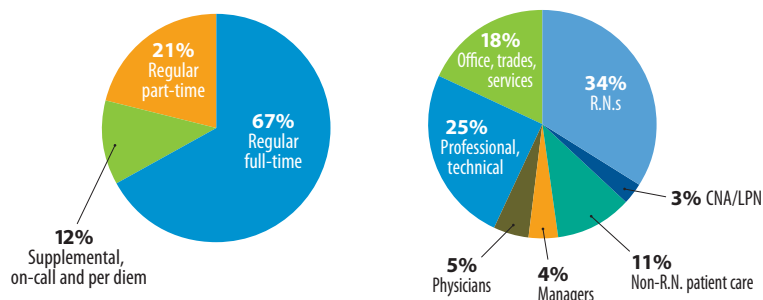
Workforce statistics

For Fiscal Year 2018*

Average number of employees = 13,523

Average age = 43 years

Average length of service = 7.4 years

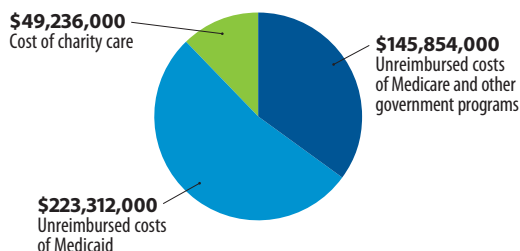


**Total community benefit:
\$443,185,000**

Services for people in need

Total \$418,402,000

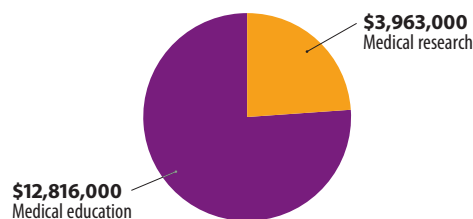
The unreimbursed costs of providing service to Medicare and Medicaid beneficiaries and those who cannot afford health care or are uninsured or underinsured, referred to as “charity care” in the chart



Medical education and research

Total \$16,779,000

The cost of research studies in excess of payments received from grants and other sources, and the unpaid cost of training medical residents, nursing students and students in allied health professions



Benefits to the community

Total \$8,004,000

- Community health services: classes, health education, health screenings, resource centers and support groups
- Donations to charitable organizations: supporting health and human services, civic and community causes, and economic development efforts
- Community Health Fund contributions: from Legacy’s \$10 million fund dedicated to major health initiatives
- Community benefit activities: activities that develop community health programs and partnerships

