

Legacy Health Fiscal Year 2025 | Financial Summary

Summary balance sheets (in 000s)

As of March 31, 2025

Assets	2025	2024	2023
Current assets	1,297,065	705,279	676,561
Investments	707,948	1,359,760	1,262,889
Property, plant and equipment, net	873,742	838,917	797,208
Other assets	602,258	616,843	513,866
Total assets	\$3,481,013	\$3,520,799	\$3,250,524
Liabilities			
Current liabilities	415,723	377,276	425,238
Long-term debt (less current portion)	713,917	726,816	743,912
Other liabilities and minority interest	260,409	257,403	207,280
Net assets			
Without donor restrictions	2,004,204	2,077,971	1,799,772
With donor restrictions	86,760	81,333	74,322
Total liabilities and net assets	\$3,481,013	\$3,520,799	\$3,250,524

Summary of revenues & expenses (in 000s)

As of March 31, 2025

Operating revenue	2025	2024	2023
Net operating revenue	2,967,343	2,877,512	2,592,752
Operating expenses			
Wages and benefits	1,852,740	1,764,116	1,765,501
Supplies	468,933	439,667	433,811
Depreciation and interest	95,037	96,483	98,974
Other expenses	645,199	560,741	466,116
Total operating expense	\$3,061,909	\$2,861,007	\$2,764,402
Income (loss) from operations	(94,566)	16,505	(171,650)
Net nonoperating gains (losses)	23,318	213,315	(74,126)
Revenues (less than) in excess of expenses	(\$71,248)	\$229,820	(\$245,776)

Key operating indicators

For fiscal year 2025*

Average available beds	1,272
Patient days	335,083
Average daily census	926
Discharges	56,973
Adjusted ¹ discharges	129,600
Average length of stay (days)	5.9

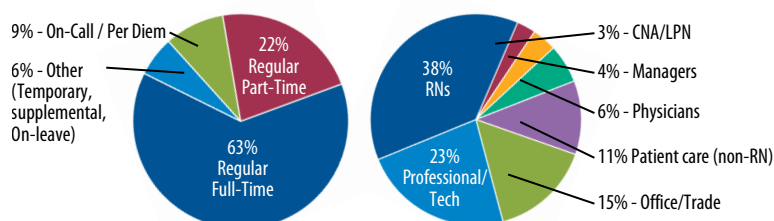
*April 1, 2024 - March 31, 2025

¹ "Adjusted" is a formula that combines inpatients and outpatients

Workforce statistics

For fiscal year 2025

Average number of employees	14,429
Average age	43.3
Average length of service	7.8

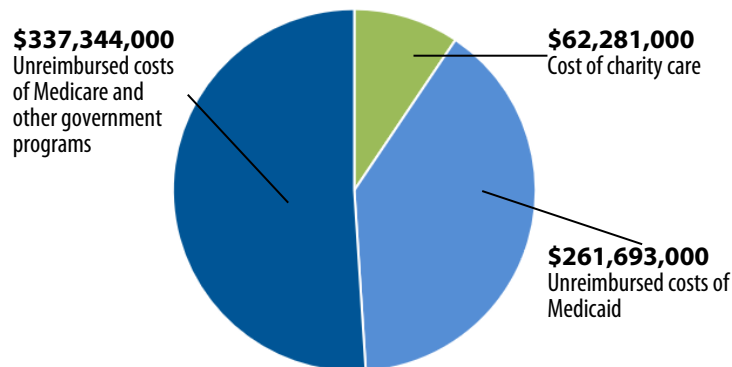


Total community benefit: \$700,696,000

Services for people in need

Total: \$661,318,000

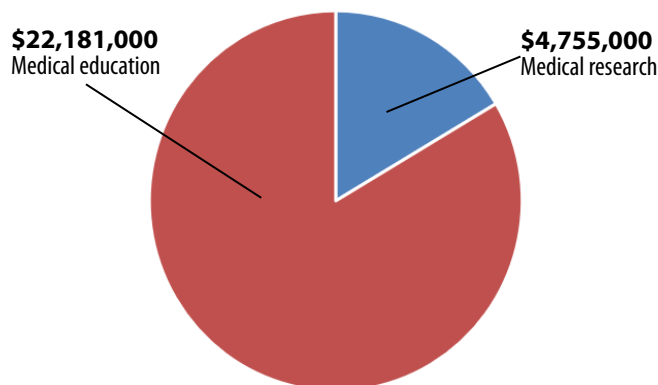
The unreimbursed costs of providing service to Medicare and Medicaid beneficiaries and those who cannot afford health care or are uninsured or underinsured, referred to as “charity care” in the chart



Medical education and research

Total: \$26,936,000

The cost of research studies in excess of payments received from grants and other sources, and the unpaid cost of training medical residents, nursing students and students in allied health professions



Benefits to the community

Total: \$12,442,000

- Community health services: community vaccinations, health education, classes and support groups, discharge support services, health screenings
- Donations to charitable organizations: Community Health Grants and regional strategic health initiatives; board time and donations to community nonprofits
- Community benefit activities: in-kind donations such as meeting and office space, and other activities that develop community health programs and partnerships

