

Summary balance sheets (in 000s)

As of March 31, 2021

Assets	2021	2020	2019
Current assets	968,953	551,624	504,529
Investments	1,275,333	1,004,361	1,079,279
Property, plant and equipment, net	813,406	815,660	810,959
Other assets	496,715	363,144	247,118
Total assets	\$3,554,407	\$2,734,789	\$2,641,885
Liabilities			
Current liabilities	426,317	340,120	301,640
Long-term debt (less current portion)	723,951	529,135	553,531
Other liabilities and minority interest	257,546	331,433	204,892
Net assets			
Without donor restrictions	2,074,633	1,476,935	1,519,009
With donor restrictions	71,960	57,166	62,813
Total liabilities and net assets	\$3,554,407	\$2,734,789	\$2,641,885

Summary statement of revenues and expenses (in 000s)

As of March 31, 2021

Operating revenue	2021	2020	2019
Net operating revenue	2,265,993	2,336,543	2,219,368
Operating expenses			
Wages and benefits	1,392,595	1,370,974	1,315,479
Supplies	362,667	367,241	334,103
Depreciation and interest	98,465	107,094	115,480
Other expenses	369,975	411,870	394,934
Total operating expense	\$2,223,702	\$2,257,179	\$2,159,996
Income (loss) from operations	42,291	79,364	59,372
Net nonoperating gains (losses)	321,044	(43,166)	44,133
Revenues (less than) in excess of expenses	\$363,335	\$36,198	\$103,5057

Key operating indicators

For Fiscal Year 2021* Legacy Health

Average available beds	1,267
Patient days	294,134
Average daily census	851
Discharges	51,881
Adjusted ¹ discharges	108,307
Average length of stay (days)	5.7

*April 1, 2020–March 31, 2021

¹ "Adjusted" is a formula that combines inpatients and outpatients

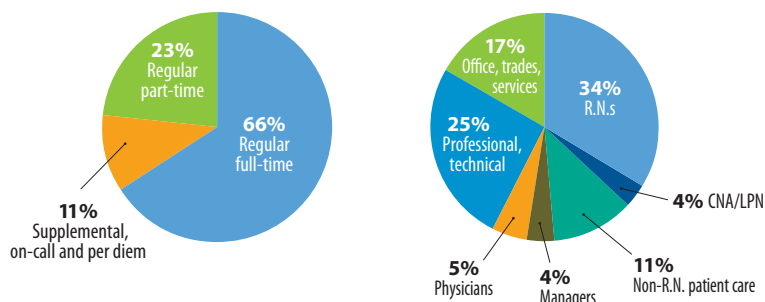
Workforce statistics

For Fiscal Year 2021*

Average number of employees = 13845.5

Average age = 43.02 years

Average length of service = 7.78 years

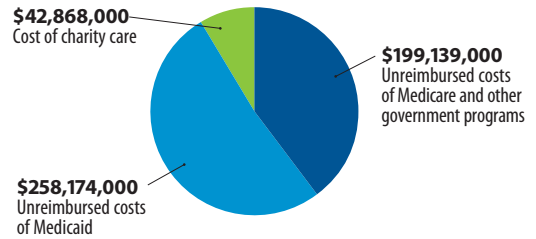


Total community benefit: \$521,245,000

Services for people in need

Total \$500,181,000

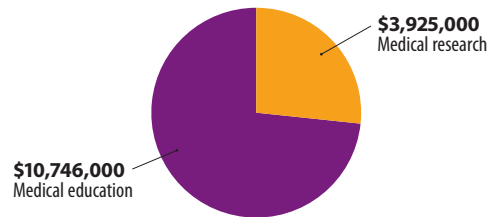
The unreimbursed costs of providing service to Medicare and Medicaid beneficiaries and those who cannot afford health care or are uninsured or underinsured, referred to as “charity care” in the chart



Medical education and research

Total \$14,671,000

The cost of research studies in excess of payments received from grants and other sources, and the unpaid cost of training medical residents, nursing students and students in allied health professions



Benefits to the community

Total \$6,393,000

- Community health services: lab support, health education, classes and support groups, resource centers, health screenings
- Donations to charitable organizations: Community Health Grants and regional strategic health initiatives; board time and donations to community nonprofits
- Community benefit activities: in-kind donations such as meeting and office space, other activities that develop community health programs and partnerships

