

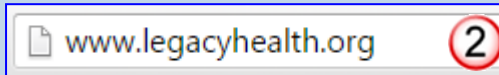
LHP Access: Locating Legacy Epic Hyperspace on your PC

2/1/16

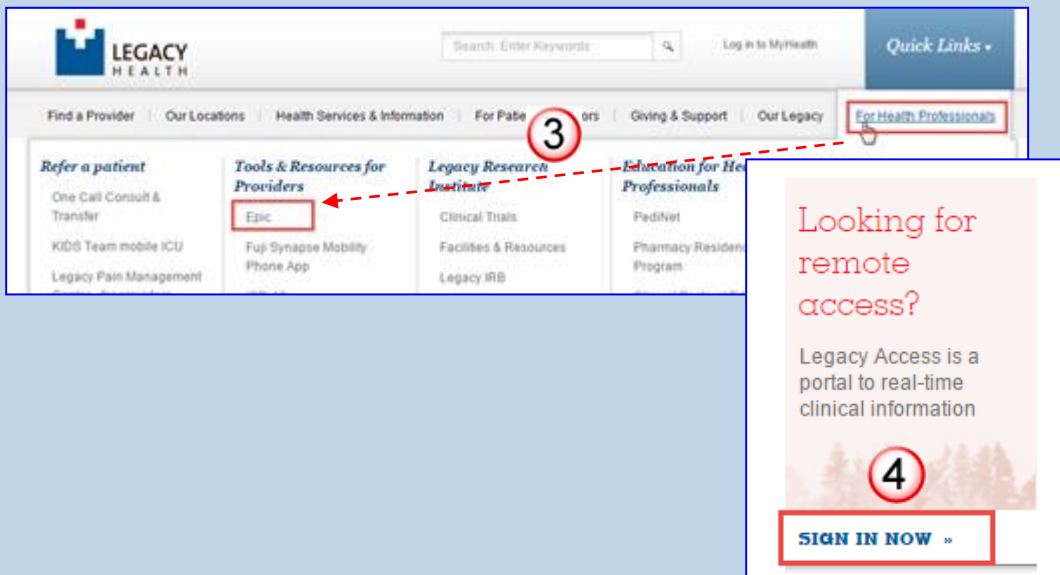
Objective- LHP Providers and Administrators will be able to access and log into Legacy Epic Hyperspace.

Epic Tip Sheet

1. Launch your Internet browser. (*Internet Explorer is recommended. Do not use Firefox*)
2. Enter the Legacy Intranet address: www.legacyhealth.org



3. Hover over the “For Health Professionals” tab and then select **Epic**
4. Select **Sign In Now**



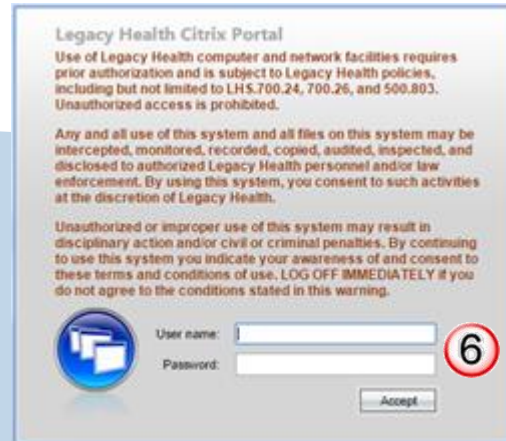
5. Select “Access Now”

LHP Access: Locating Legacy Epic Hyperspace on your PC

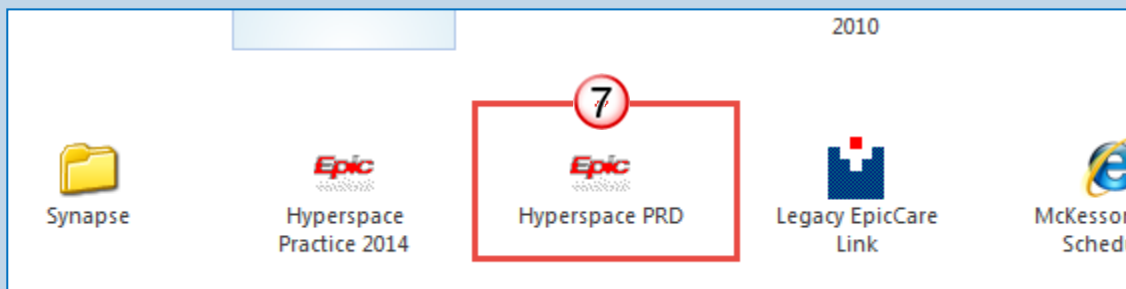
2/1/16

6. Use your Legacy Username and Password to access the Legacy Health Citrix Portal, then click **Accept**

Advanced user: You may skip the first 5 steps by entering: lhremote.lhs.org in your browser.



7. Select **Epic Hyperspace PRD**



8. Use your Legacy Username and Password to log into Epic Hyperspace



If you have not yet received your Legacy Epic login and Password, please contact your Practice Administrator.

If you encounter any difficulties accessing Legacy Epic Hyperspace, please contact the Legacy IS Service Desk at **503-415-5888 (option2)**. They will be able to assist you.